자동심장충격기(AED) 간단매뉴얼

How to use AED / 自动除颤器使用方法

잠깐!

먼저 119에 신고하세요. / Call 119 / 首先紧急申报119

1 전원버튼(⏻)을 누르세요.

Press the power button.
打开电源开关

▶ 성인 25kg 이상
Adult (over 25kg)
25公斤以上的成人

▶ 소아 25kg 미만
Infant/child (under 25kg)
25公斤以下的小孩

2 전극패드를 부착하세요.

Attach electrode pads to the patient's bare chest.
将除颤贴贴在指定部位

▶성 인
Adult / 成人

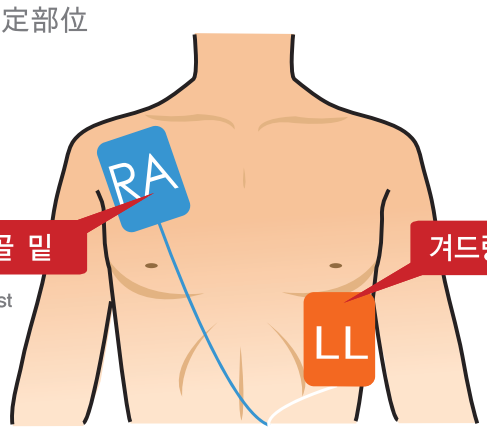

오른쪽 쇄골 밑
Right upper chest (right under the clavicle)
右锁骨下面

겨드랑이 약 7cm밑
Lower left chest (about 7cm under the armpit)
腋窝下约7厘米处

▶소 아
Infant/child / 小孩

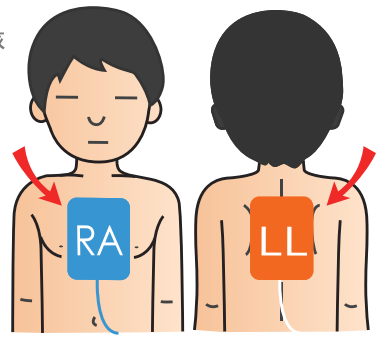

3 음성안내에 따르세요.

Follow the voice prompt.
听到声音指示

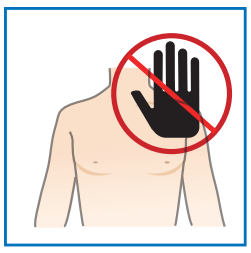

→

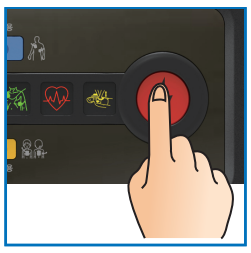

→

압박위치
Chest compressions hand location
按压的位置

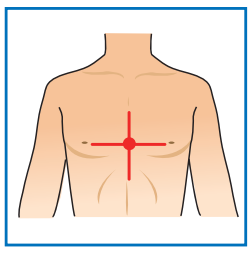

→

흉부압박 30회
Chest compressions for 30 times
胸部按压30次

압박자세
Chest compressions position
按压的示意动作

UF18P007

nanoom NANOOM TECH (주)나눔테크
고객센터 1577-8515
www.nanoomtech.co.kr